



BUAP



Supporting Indigenous/ Women

Lilia Meza Montes
Instituto de Física BUAP

A vertical decorative border on the left side of the slide, featuring a dense pattern of colorful flowers and leaves in shades of blue, red, orange, and yellow.

Outline

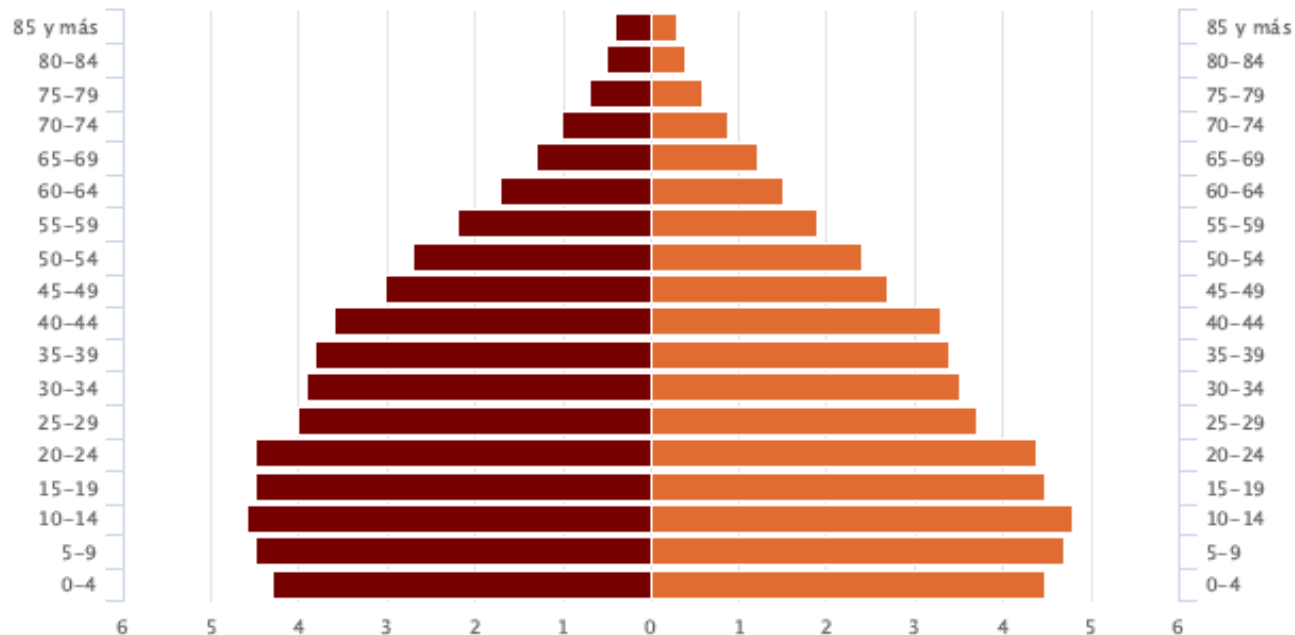
- Indigenous Population in Mexico
- Programs to support indigenous education
- Programs to support indigenous women
- Afromexicans

Population in Mexico (2015)

- Total Population 121 million
- Average age 27 years
- 94.4 men per 100 women

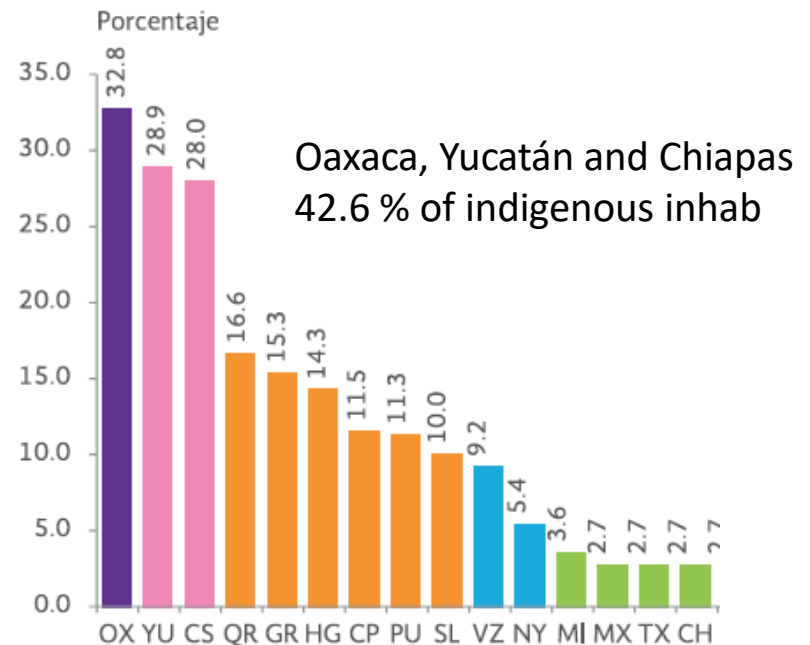
<https://www.inegi.org.mx/temas/estructura/>

Población por edad y sexo



Indigenous Population (2015)

- 21.5% consider themselves indigenous (26 M)
- 1.6% consider themselves partially indigenous
- 6.5% people of 3 years and older speak an native language (7.5M)
- Nahuatl (Aztec) and Maya

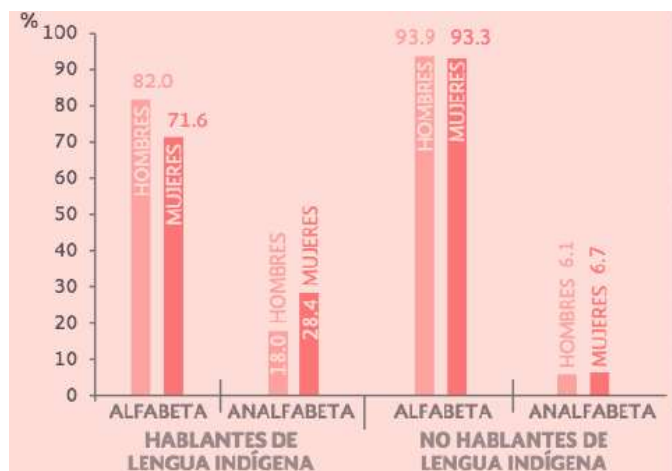


- Indigenous Municipalities with very **high** degree of marginalization **36%**
- **high 51.5%**

<https://www.gob.mx/cms/uploads/attachment/file/239941/02-numeralia-indicadores-socioeconomicos-2015.pdf>

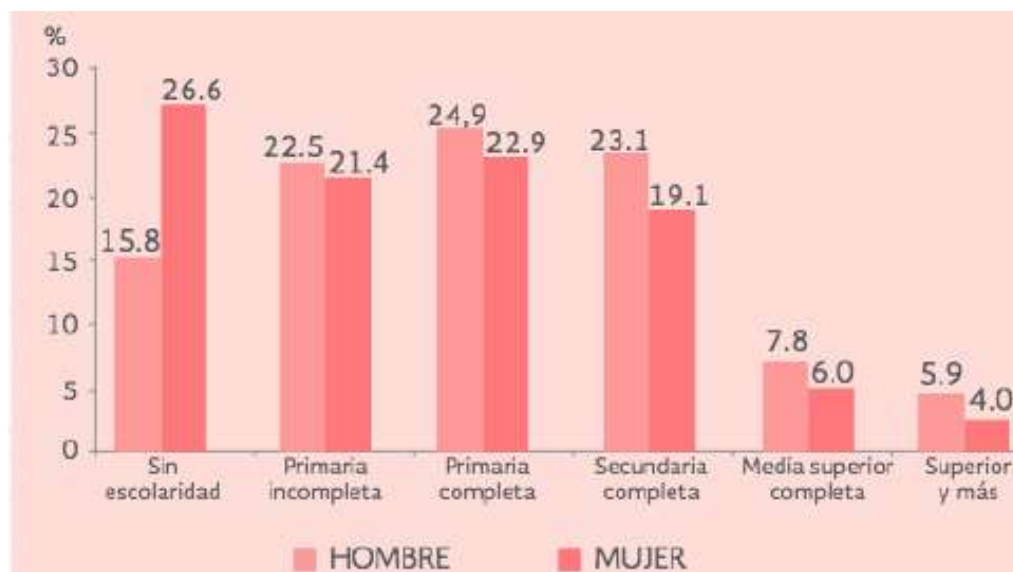


Illiteracy and Education



Distribución porcentual de la población de tres años y más de edad por condición de alfabetismo según habla de lengua indígena y sexo, 2015.

Fuente: Encuesta Intercensal 2015, INEGI.



Distribución porcentual de la población hablante de lengua indígena de 15 años y más por nivel de escolaridad según sexo, 2015.


Fuente: Encuesta Intercensal 2015, INEGI.

National Programs to Support Education

- **Casa del Niño Indígena.**
- **Comedor del Niño Indígena.**
- **Casa o Comedor Comunitario del Niño indígena.**
- **Becas de Educación Superior y Apoyo a Titulación, (undergraduate scholarship)**

<https://www.gob.mx/inpi/acciones-y-programas/programa-de-apoyo-a-la-educacion-indigena>





Scholarships for mothers heads of households (undergraduate and third level studies)

- Single, divorced or widow
- 1 to 36 months
- Previous average grade 7.8/10 and 8/10 during the scholarship
- Mexican
- Postulated by a public institution recognized by CONACyT

Benefits

- \$ 3,000 pesos a month plus \$ 2,000 every year
- Health Public Service for the student and children



Programs to support indigenous women

Incorporation of Indigenous Women to Regional Development

- Graduate studies in a program recognized by CONACyT
- Document by a government office including ethnic group
- Undergraduate average grade 8/10
- Full time student, no other scholarship or job

Benefits

- Additional tuition for special courses (English, Spanish, etc)
- One month course/technical stay at a foreigner institution



Programs to support indigenous women

Postdoctoral scholarships for STEM by the International Research Center (Canada)

- Research at some Mexican Public Research Center
- Project to support a community
- Full time

Benefits

- \$23,000 pesos a month during 3 years
- \$36,000 in case of household goods
- Funding for the project (\$300,000),
- Funding for community activities (up to \$50,000)
- Support for publication in Open Access journals

Workshop: Creating Futures in Science. Gender Summit 8 North and Latin America. 27-29 de abril de 2016.



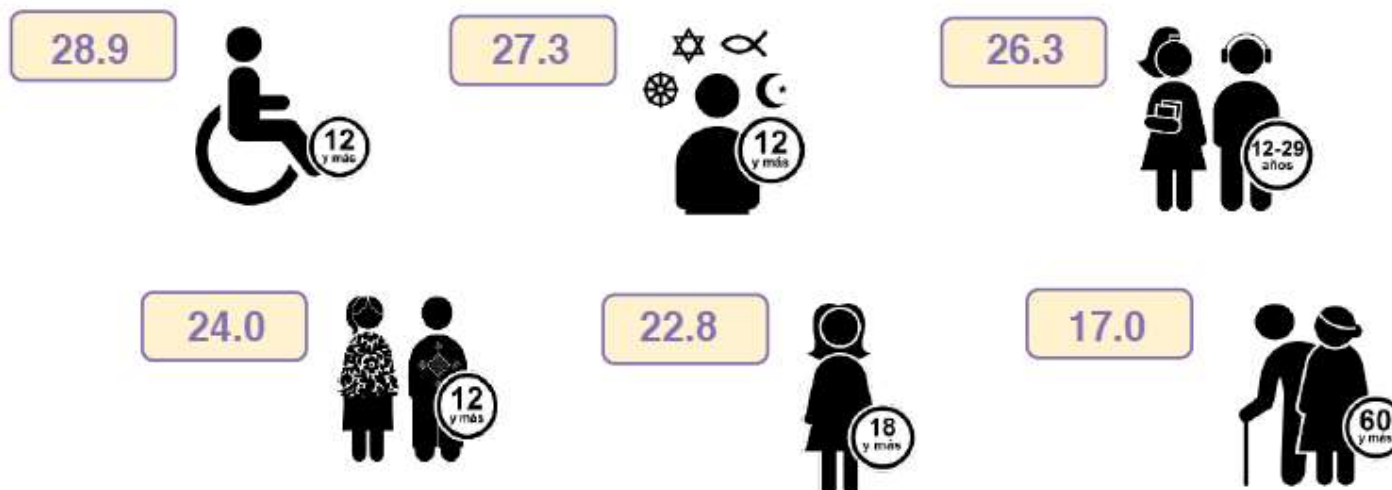
Workshop on Professional Skills Sao Paulo
2019

<https://gender-summit.com/101-gs8-na>

Afromexican population

- First time a question on afro population in 2015
- 1.16% Population (1.5 M)
- Majority in Guerrero, Oaxaca and Veracruz
- 15% illiteracy (national average 5.5%)

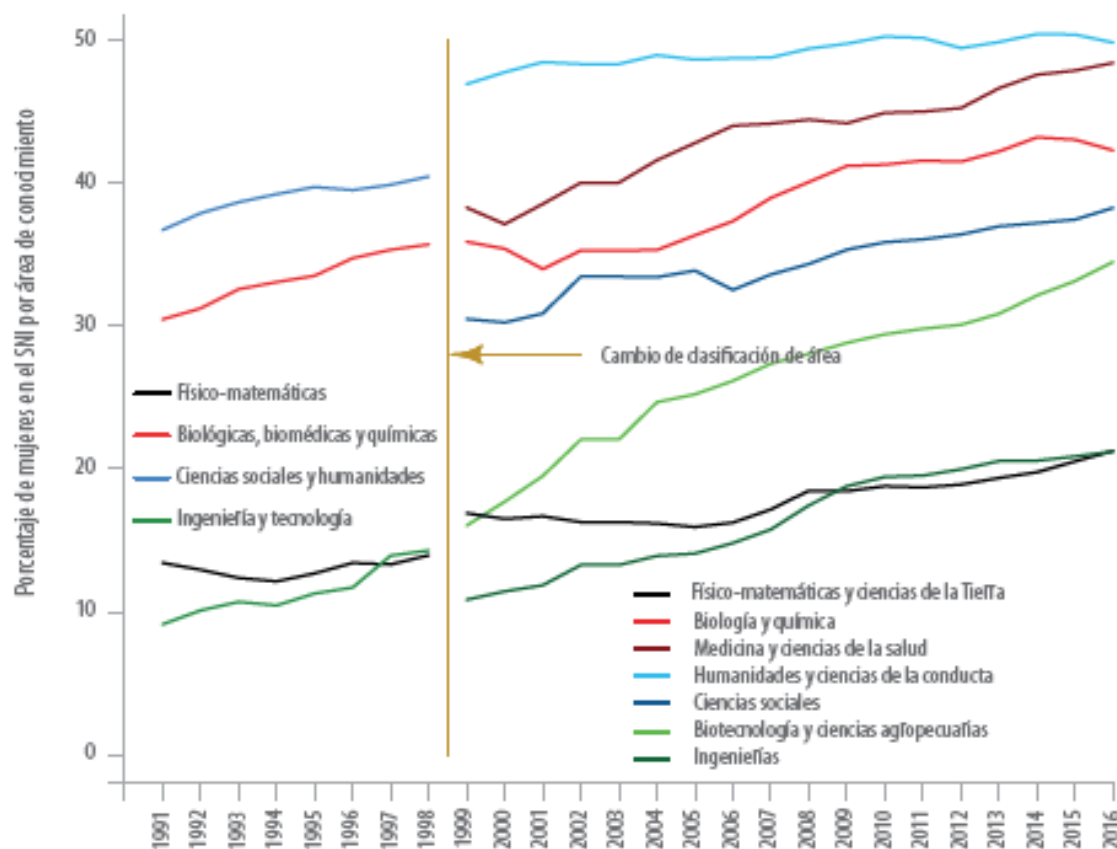
Porcentaje de población, por grupo, que declaró haber experimentado al menos una situación de discriminación en los últimos cinco años



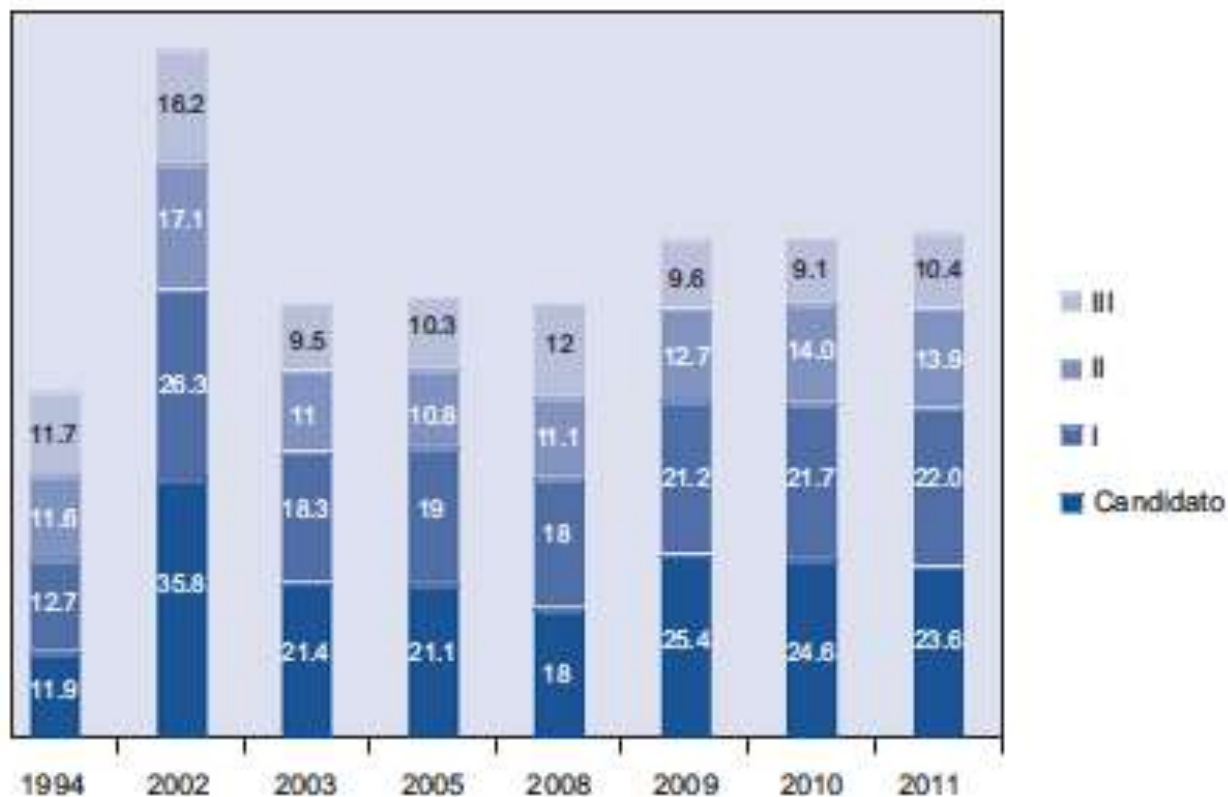


MUCHAS GRACIAS
POR SU ATENCIÓN
redmexciteg@gmail.com

Porcentaje de investigadoras por área del conocimiento 1991-2016



Porcentaje de investigadoras por nivel



Fuente: Elaboración con datos de Meza-Montes L. and Cetto A.M., 2002; Meza-Montes, 2005; Martínez y Meza-Montes, 2009; Martínez *et al.*, 2013.